



DBN SR SEC SCHOOL, AJMER

SUMMER HOLIDAY HOMEWORK



Dear Students,

Summer Vacation is the most awaited time for both parents and kids. Vacation is the time for the children to explore their myriad interest and indulge in various activities which would lead to their all-round development.

We, at **DBN**, understand it very well. Considering this, we have tried to keep the homework simple, informative, interesting and fun filled.

For you, it may be time to smile and play, Summer Vacations begins from 12th May

We will miss you at school and wait for the lovely day, When you are back making our days lively and gay. At home, help your mother and have a lot of fun, play indoor games, be in shade, away from the sun. Read a while, don't forget to do a page of writing.

Spread happiness and joy, with no refusal and no fighting.

In accordance with the guidelines of CBSE, we are incorporating integrated project-based learning wherein students will prepare projects for all the subjects based on a common theme. This endeavor has been taken up with the objective of inculcating the approach of integrating diverse subjects or fields and the spirit of collaborative learning. The school has planned a vacation homework in the form of Integrated Project to ensure that every student do not stay out of the learning path.

Wish you all safe and healthy holiday ahead!

Principal



CLASS-H.K.G

Worksheet:-2

Picture Blending



p / n / e _____




t / c / a _____



e / n / h _____



d / s / a _____



n / t / e _____

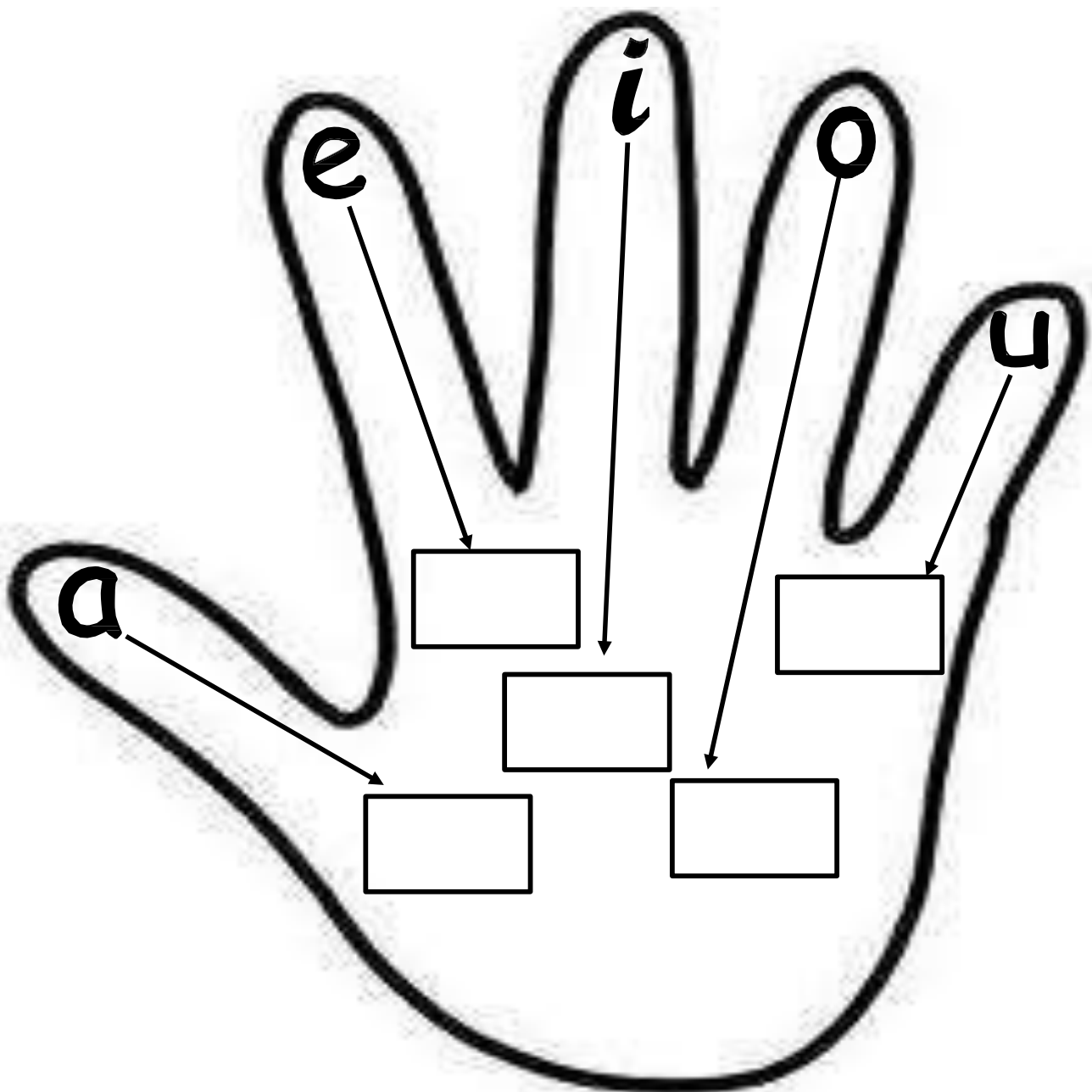


i / p / t _____

Worksheet:-3

Choose the correct word and write in short vowel hand:-

fig , rod , dad ,
gun , ten



Worksheet:-4

Look at the given pictures and circle the middle vowel for each:-



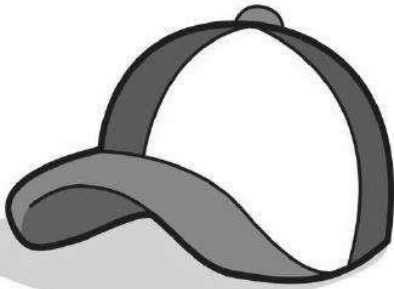
a e i o u




a e i o u



a e i o u



a e i o u



a e i o u



a e i o u



a e i o u




a e i o u



a e i o u

Worksheet:-5

Write the beginning sound of each word:-




a t




e n




o g



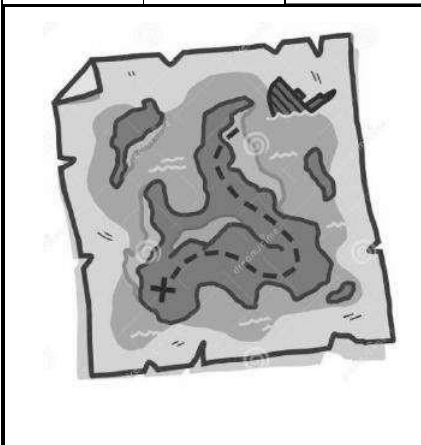
i p



o t



a t



a p



e t



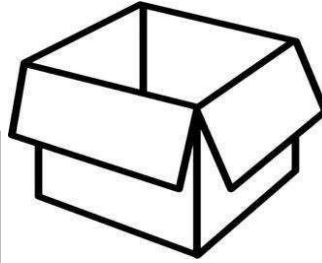
u g

Worksheet:-6

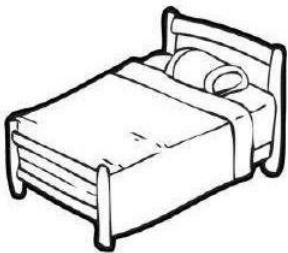
Fill the missing vowel sound :-



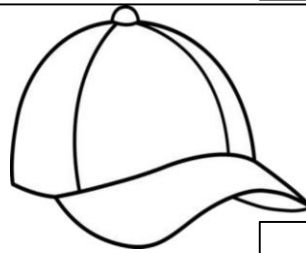
t p



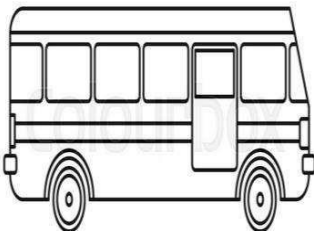
b x



b d



c p




b s




s x



h t



s n




l p




p n

Worksheet:-7

Fill in the ending sound in the words:-



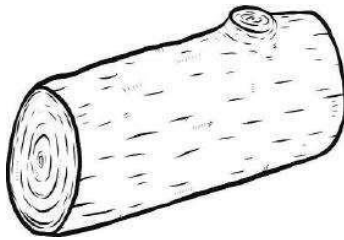
ma



pa



ju



lo




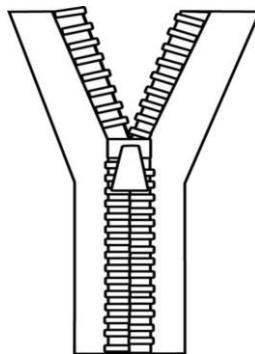
di



ta




peziti




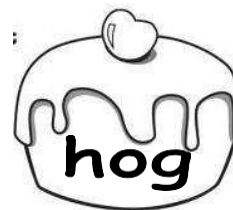






Worksheet:-8

Draw a line from each word on the left to the rhyming word on the right:-



Worksheet:-9

Colour the words that match the word family:-



Worksheet:-10

Matching :-

ten

map

bun

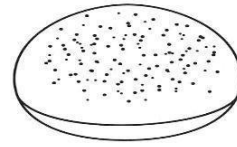
mop

tip


bat

lip

mug




10



Worksheet:-11

Colour the balloons that have vowels in them.



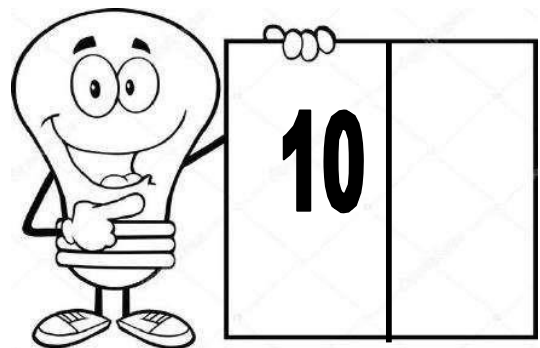
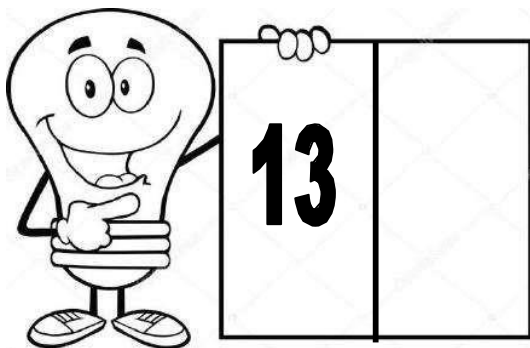


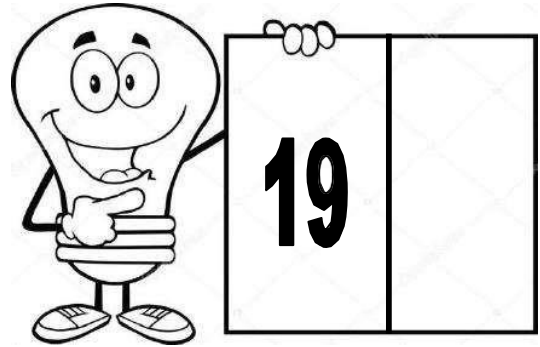
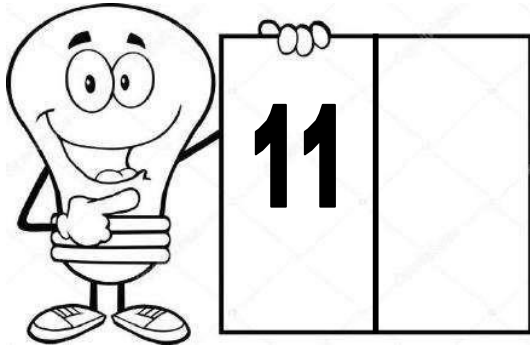
WORKSHEET :- 1

Fill the missing number & colour it.

A grid of 50 teardrop-shaped boxes arranged in 7 rows. The boxes contain numbers from 1 to 50. The numbers are: 1, 3, 5, 8, 9, 11, 13, 16, 17, 19, 21, 24, 25, 27, 29, 32, 33, 35, 37, 40, 41, 43, 45, 48, 49, 50. The boxes containing numbers are shaded grey, and the empty boxes are white.

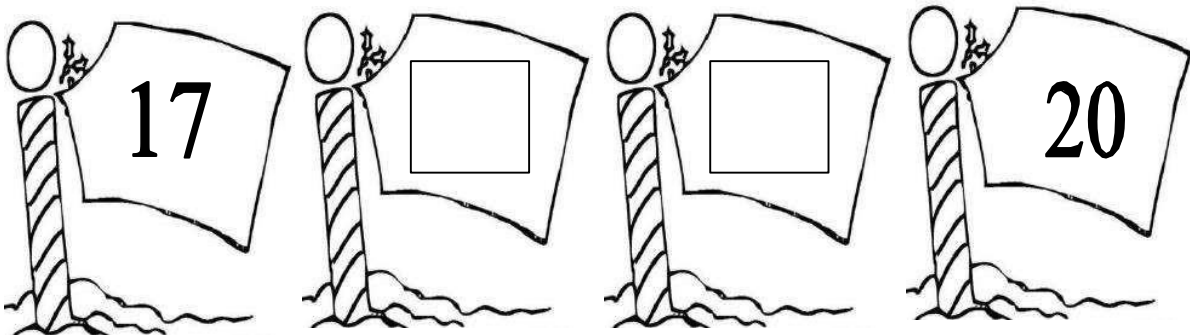


1		3		5			8
9		11		13			16
17		19		21			24
25		27		29			32
33		35		37			40
41		43		45			48
			49	50			

WORKSHEET :- 2
What comes after



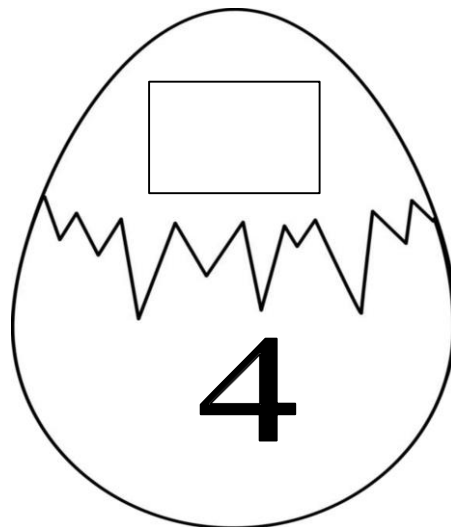


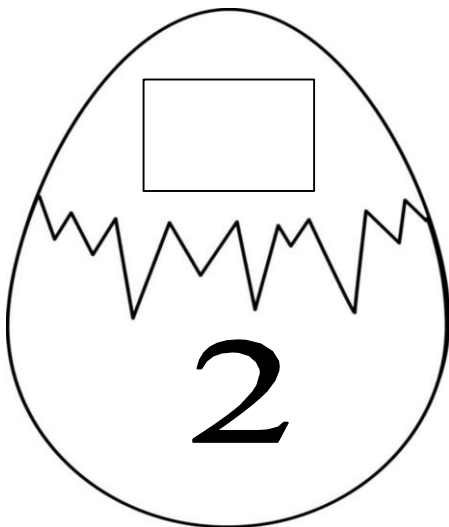
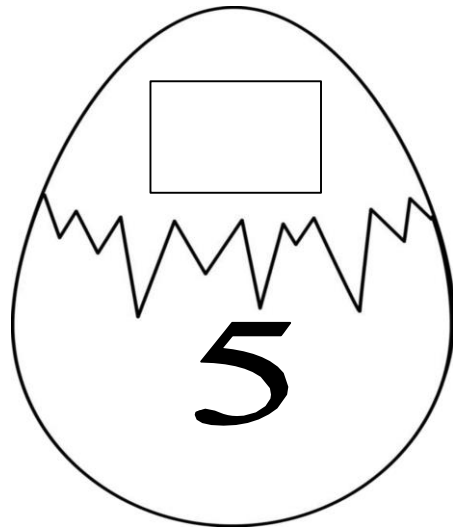

WORKSHEET :- 3

What comes between











WORKSHEET :- 4

What comes before

















WORKSHEET :- 5

Do fill ups :-



WORKSHEET :- 6





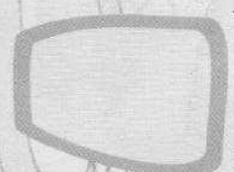
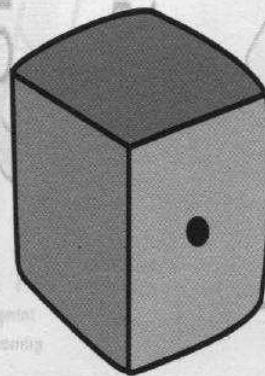





Count the pictures and write the correct sign (>,<=) in each circle:-



WORKSHEET :- 7




Activity Time

Count and write the numbers in the space given.



WORKSHEET :- 8


Count & Write



WORKSHEET :- 9

Activity Time

Join the dots and colour:-



WORKSHEET :- 1

My name is...

All About
Me!

My favorite food is...

my family

My favorite thing is...

I am

_____ years old.

WORKSHEET :-2

ACTIVITY TIME

Draw a line to match the objects which go together.

